


YCQ1B/YCQ3B

Miniature Circuit Breaker

OPERATION INSTRUCTION

Standard: IEC 60947-6-1

CNC Deliver
Power For Better Life

-  Before installing and using this product, please read this manual carefully and pay more attention to safety.

Warning : (do not violate the rules, or the consequences will be borne by yourself)

1. Non-professionals are prohibited from installing, operating and maintaining the product.

2. The load capacity shall not exceed the rated capacity of the switch, otherwise it will lead to the switch Take off buckle or burn badly, will involve personal safety seriously. When the switch occurs due to protection When switching or power off due to a fault (overload or short circuit), the cause must be identified After the failure, the conversion can be carried out, when the conversion of the dual power to no transmission After a faulty circuit is generated, the circuit can be converted back to the circuit. To avoid damaging the switch.

3. The zero line N shall not be mistakenly connected to the phase line, and the input phase sequence of the two power sources shall be the same. Otherwise, the product will burn down. When selecting products of grade 3, the power supply should be used regularly The zero line N is connected to the corresponding terminal, otherwise the double power will not be positive Work often or cause burns.

4. When working frequency withstand voltage test, the controller cannot be subjected to withstand voltage test to avoid loss Bad internal wiring.

5. Do not install the switch near the high-current electric wire or electromagnetic device. Avoid it Free from magnetic field interference; Also do not install in inflammable, explosive, wet, direct sunlight High temperature, vibration, impact and other places, or will shorten the service life or lead to production Product burns and explodes.

6. The product shall not be installed in the place where conductive dust or wire intrudes Otherwise, it will lead to damage or mechanical failure of the product.

7. The protective grounding of the dual power body shall be reliable to ensure safety.

8. Manual operation of the handle is prohibited when the dual power supply is in the state of rotation control.

9. It is strictly prohibited to operate double power supply with wet hands, otherwise accidents may occur.

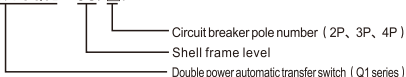
10. It is strictly prohibited to break up products without permission, otherwise the consequences will be borne by oneself.

1、 Scope of application

YCQ1B/YCQ3B series double power automatic switching switch (hereinafter referred to as double power), It is suitable for ac 50Hz/60Hz, rated working voltage 230V, 400V Power supply system with rated working current below 63A. Two paths can be made according to the requirements Switching between power sources. The product has overload, short circuit protection function, the same it also has the function of output closing signal. Especially suitable for short periods of time Power cut places, such as office buildings, shopping malls, Banks, hospitals, high-rise buildings And so on in the lighting circuit. This product meets the standard IEC60947-6-1

2、 Model and its meaning

YCQ1B/YCQ3B - 63 / □ P



3、 Normal working conditions and installation conditions

1. The elevation of the installation site shall not exceed 2000m. 2, the upper limit of ambient air temperature is not more than 40 °C, ambient air temperature for 24 hours No more than the average of + 35 °C, lower limit of not less than 5 °C. 3, atmospheric relative humidity in the ambient air temperature is + 40 °C less than 50% At lower temperatures, there may be higher humidity, which should take into account temperature variations Condensation produces condensation on the surface of the product. 4. Medium free from explosion hazards, and medium free from corrosive and damaging insulation Gas and dust. 5. No significant shaking, impact or vibration.

4、 Structure and working principle

1. Dual power automatic switching switches are mainly composed of two miniature circuit breakers, motors, The controller is composed of a mechanical rotating device. The switch operates in three states For users to choose, common power (N combination), double (manual), standby power That's the same thing as R.

2. High score micro circuit breaker is adopted, with circuit breaker breaking capacity and characteristics.

3. The structure is simple and practical, easy to operate and has no noise and small impact. Long service life and other advantages.

4. It has electric and mechanical double chain to ensure that the two power sources cannot be at the same time The power supply.

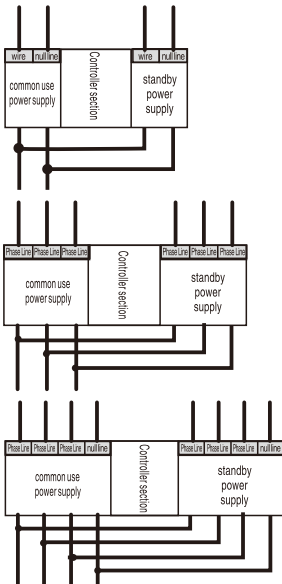
5. Working principle: double power automatic transfer switch USES the controller to power two circuits The source is detected, and when there is an abnormal power supply along the way, the controller checks the knot If a logical judgment is made, the operating mechanism is driven by the controller's instructions Lock or close to ensure safe and reliable power supply to load.

5、 Important technical parameters

YCQ1B/YCQ3B Series of important technical parameters of dual power supply

ATS level	CB level	Electrical life	1500 time
Using the categories	AC-33iB	Mechanical life	6000 time
Rated operating voltage	AC230V/400V	Rated short circuit capacity	7.5kA
Rated working current	6A ~63A	Rated short circuit breaking capacity	5kA
Rated operating frequency	50Hz/60Hz	Switching action time	≤3S (Do not adjust)
Motor control voltage	AC230V	Rated impact withstand voltage	8kV
Rated insulation voltage	AC690V	Conform to the standard	IEC60947-6-1

6、Wiring instructions



Graph Description

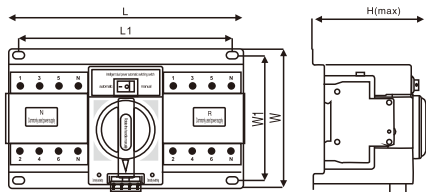
As shown on the left, from top to bottom

They are 2P / 3P / 4P double

Power mains wiring,
Other specific matters are as follows:

- ① Please do not put the zero line and the fire Line(phase line) reverse connection;
- ② Other wiring terminals are Close signal feedback Line terminal, output power Thepressure is AC220V Do not touchwith your hands or Short catch. When wiring,Please follow the end.Show the wiring;
- ③ When the switch is 3P, Must use the usual zero line Spare zero line, respectively. To the corresponding terminal, no The switch can not be automatically(a)Conversion;
- ④ The switch is in automatic mode Do not flip the switch. Handle;
- ⑤ Signal Feedback Terminals Child according to the user itself Need to select c o n n e c t i o n Line(can also not be connected).

7、 Dimensions and installation dimensions



Product Model	Shape Size(mm)			InstallationDimensions (m m)		
	L	W	H	L 1	W 1	hole
-63/2P	150	137	118	128	122	M6
-63/3P	185	137	118	165	122	M6
-63/4P	220	137	118	196	122	M6

8、 Notes on Orders

- 1, product name, model specification and quantity
 - 2, If special installation conditions or special uses are used, the appropriate technology shall be provided
- Information or in consultation with our company.

9、 Warranty and after-sales service

This product is guaranteed for twelve months from the date of

production (whichever date is specified on the product). However, the warranty is invalid in the following cases:

1, after the quality control Department of the company investigated, found that the use of the product is not

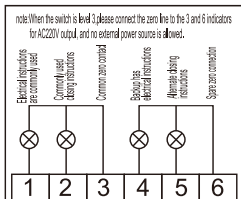
The actual use of the product does not conform to the industrial conditions when it meets the requirements or is used;

2, the program of the return of products is inconsistent with the above, when the return of products, must provide A description of a valid failure;

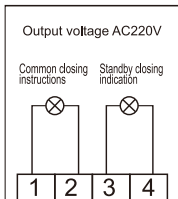
3, earthquake, fire, abnormal voltage, other natural disasters and other reasons;

4, self-opening or modification and improper maintenance reasons.

YCQ1B



YCQ3B



CNC
ELECTRIC

CERTIFICATE

Product Model: YCQ1B/YCQ3B

Standard : IEC60947-6-1

Inspector : **CNC004**

Production date: Printed on the product or package

This product is qualified after delivery inspection

CNC ELECTRIC

Tel: 0086-577-61989999 Fax: 0086-577-61891122

www.cncele.com E-mail: cncele@cncele.com

CNC

YCQ1B/YCQ3B