

YCB9ZF-100W


Smart Circuit Breaker

OPERATION INSTRUCTION

Standard: IEC60898-1



CNC

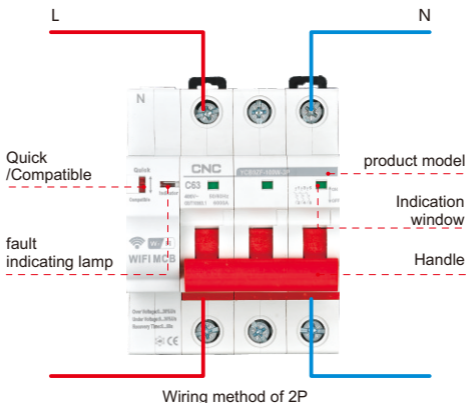
Deliver
Power For Better Life

-  Before installing and using this product, please read this manual carefully and pay more attention to safety.

YCB9ZF-100W

Smart Circuit Breaker






Poles	2P/4P
Rated current I_n	32A,40A,63A,80A,100A
Rated voltage U_e	AC230V 2P/ AC400V 4P
Rated short-circuit capacity I_{cn}	6KA
Mechanical life	more than 10000 times
Rated impulse withstand voltage U_{imp}	6KV
Electrical life	more than 6000 times
Protection grade	IP20
Operating environment temperature	-25°C~+65°C

Installation Instructions

01. wiring

Connect the power to incoming line correctly, power on the product. Product is at “Compatible” position, The indicator light will flash slowly after 25 seconds. The product is as close to the router as possible.




02. Installation
TUYA APP



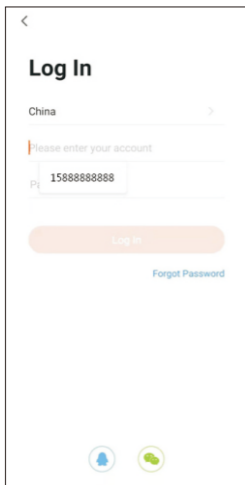
TuyaSmart

03. register and login

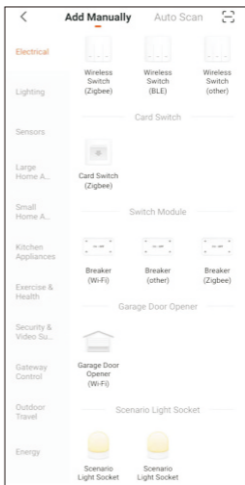
Operate in sequence register an
account Enter registration
account



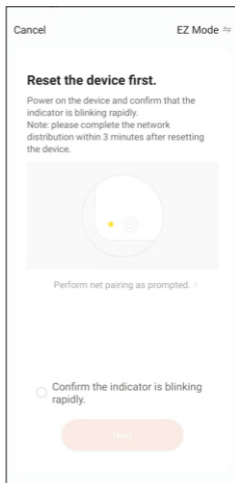
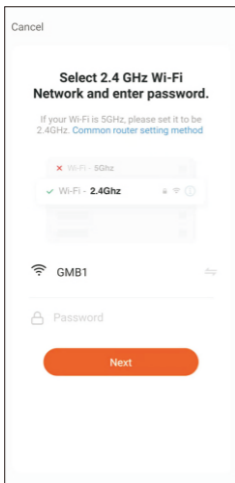
04. Enter your registration password



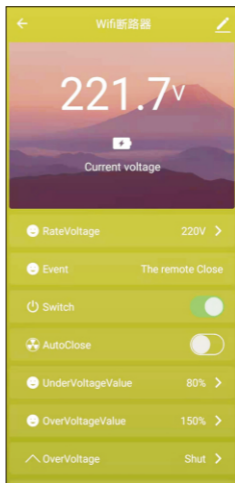
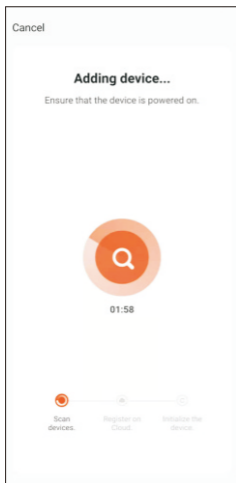
05. Add equipment
Click + Add Device , select “ON/OFF Breaker(Wi-Fi)”, to enter the pairing state. After pairing successfully, Product is at “Quick” position.



Next

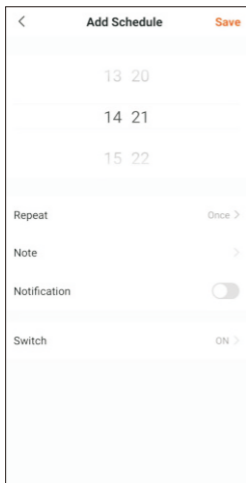


Next



06. Timer Switch
Set timing time,
ON/OFF at any time

07. It can be bundled with Google
and Amazon devices to achieve
voice-controlled switches





CERTIFICATE

Product Model: YCB9ZF-100W

Standard : IEC60898-1

Inspector : CNC 001

Production date: Printed on the product
or package.

This product is qualified according
to the delivery inspection

CNC

YCB9ZF-100W series

CNC ELECTRIC

Tel: 0086-577-61989999 Fax: 0086-577-61891122

www.cncele.com E-mail: cncele@cncele.com