

YCB9-63R series


Miniature Circuit Breaker

OPERATION INSTRUCTION

Standard: IEC 60898-1

CNC

Deliver
Power For Better Life

-  Before installing and using this product, please read this manual carefully and pay more attention to safety.

YCB9-63R series

15KA Miniature Circuit Breaker

Instruction

1.General

YCB9-63R Series Miniature circuit breaker is applicable to protecting from overload and short circuit in the circuit of AC 50/60Hz, Rated voltage 230/400V rated current 63A, it also can be used in switch the infrequent operation of the circuit under normal conditions. It's mainly used in industry, commerce, high-rise buildings and residential houses and so on.

Standard: IEC 60898-1

2.Operating conditions

2.1 Circumstance temperature $-5^{\circ}\text{C}\sim +40^{\circ}\text{C}$, average temperature within 24h not exceeding $+35^{\circ}\text{C}$.

2.2 Altitude above sea level less than 2000m.

2.3 Humidity not exceeding 50% at 40°C and not exceeding 90% at 25°C .

2.4 Pollution class 2.

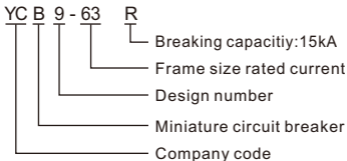
2.5 Installation class II or III.

2.6 Installation method DIN Rail mounting type.

2.7 Product shall be installed at the place where there shall be no severe impact and vibration.

2.8 The product should locate in the places where there are no obvious impact and shake.

3. Type designation



3.1 The basic specifications and main technical parameters of the circuit breaker are shown in Table 1; The overcurrent protection characteristics are shown in Table 2.

Table 1

U _i	500V	
Number of poles	1P/2P	3P/4P
Rated frequency Hz	50/60	
Rated voltage U _e	AC230V/400V	AC400V
Rated Current I _n	1A,2A,3A,4A,6A,8A,10A,13A, 16A,25A,32A,40A,50A,63A	
Thermo-magnetic release characteristic	B/C/D	
Rated short circuit breaking capacity I _{cn}	15kA	

Table 2

	Test	Test estcurrent	Initial status	Time limit for tripping or nottripping	Expected result	Testing environment temperature	Remarks
a	BCD	1.13In	cold state	$t \leq 1h$	Not tripping	30°C ~ 35°C	current increase steadily within 5s
b	BCD	1.45In	Right after test number a	$t < 1h$	Tripping		
c	BCD	2.55	cold state	$1s < t < 60s$ ($In \leq 32A$) $1s < t < 120s$ ($In > 32A$)	Tripping		
d	BCD	3In 5In 10In	cold state	$t \leq 0.1s$	Not tripping	30°C ~ 35°C	Turn on the power supply by closing the auxiliary switch
e	BCD	5In 10In 20In	cold state	$t < 0.1s$	Tripping		Turn on the power supply by closing the auxiliary switch

Note: The terminology "Cold state" means that the test is performed at the base calibration temperature with no load prior to the test.

3.2 Mechanical and Electrical lifeshown in Table 3

Table 3

Item	Times	Operation Frequency times/h	Rated current(A)
Electrical life	10000	240	1~32
		120	40 ~ 63
Mechanical life	20000	240	1~63

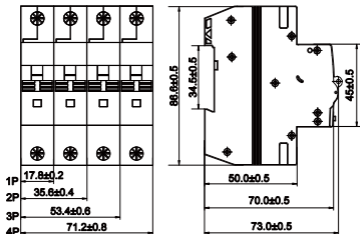
3.3 Wire connection

Before installation, check whether technical parameter of the circuit breaker is in conformity with user's requirement. The conductor of power supply shall be connected to the up terminal of circuit breaker. During installation, the tightening torque is max 2.5N·m. The sectional area of connecting wire can refer to Table 4.

Table 4

Rated current In A	conductor cross section S mm ²
6	1
10	1.5
16,20	2.5
25	4
32	6
40,50	10
63	16

4. Overall and mounting dimensions



5. Ordering instruction

5.1 When ordering, the customer shall indicate the product type, tripping curve, rated current, number of poles, accessories and quantity of the circuit breaker. For example: YCB9-63R C25 3P 880pcs.

5.2 Customers can negotiate separately if you have special requirements.



CERTIFICATE

Product Model : YCB9-63R

Standard : IEC 60898-1

Inspector : CNC 001

Production date: Printed on the product
or package.

This product is qualified according
to the delivery inspection

CNC

YCB9-63R series

CNC ELECTRIC

Tel: 0086-577-61989999 Fax: 0086-577-61891122

www.cncele.com E-mail: cncele@cncele.com