


# YCB8-63PVn series circuit breaker

## OPERATION INSTRUCTION

Standard: IEC 60947-2

**CNC**

Deliver  
Power For Better Life

-  Before installing and using this product, please read this instruction carefully and pay more attention to safety.

## General

YCB8-63PVn series circuit breaker is specially used for the photovoltaic system, it's rated working voltage can be up to DC1000V. The circuit breaker adopts a special extinguishing and current limiting system, which can quickly switch off the fault current of the DC distribution system, to protect the photovoltaic module, the important component in solar power generation system from the harm of high DC reverse current and AC feedback current caused by inverter failure, and ensure the reliable operation of the solar photovoltaic power generation system. It can not only be used as line overload, short circuit function protection, but also can be used as line infrequent conversion.

## Operation Condition

2.1 Ambient temperature:  $-5^{\circ}\text{C} \sim +40^{\circ}\text{C}$ , the average during 24 hours should not exceed  $+35^{\circ}\text{C}$ ;

2.2 Altitude:  $\leq 2000\text{m}$ .

2.3 Air conditions: At mounting site, relative humidity not exceed 50% at the max temperature of  $+40^{\circ}\text{C}$ , higher relative humidity is allowable under lower temperature, for example, RH could be 90% at  $+20^{\circ}\text{C}$ , special measures should be taken to occurrence of dews;

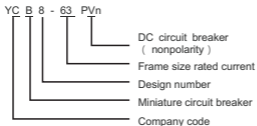
2.4 Mounting type: DIN rail TH 35-7.5 steel

2.5 Pollution grade: II

2.6 Mounting conditions: inclination between mounting plane and vertical plane not exceed  $\pm 5^{\circ}$ , the product should locate in the places where there are no obvious impact and shake;

## Main specifications and technical parameters

### 3.1 Type designation



### 3.2

**Table 1: The basic specifications and main technical parameters of the circuit breaker**

Ui	Uimp	Number of poles	Rated voltage Ue	Rated Current In	Thermo-magnetic release characteristic	Rated short circuit breaking capacity Icn
1200V	4kV	1P/2P/3P/4P	DC250V/DC500V DC750V/DC1000V	1,2,3,4,6,10, 16,20,25,32, 40,50,63	8-12In	3kA

Note: default short circuit release characteristic is  $K(10I_n)$  , below values can be customized:  $B(4I_n)$  ,  $C(8I_n)$

### 3.3 Table 2 The over-current protection characteristics

Test	Test current	Initial status	Time limit for tripping or not tripping	Expected result	Remarks
a	1.05In	cold state	$t \leq 1h (I_n \leq 63A)$ $t \leq 2h (I_n > 63A)$	Not tripping	current increase steadily within 5s
b	1.30In	Right after test number a	$t < 1h (I_n \leq 63A)$ $t < 2h (I_n > 63A)$	Tripping	
c	2In	cold state	$t \leq 4800s$	Tripping	
d	8In	cold state	$t \leq 0.2s$	Not tripping	Turn on the power supply by closing the auxiliary switch
	12In	cold state	$t < 0.2s$	Tripping	Turn on the power supply by closing the auxiliary switch

Note: The terminology "Cold state" means that the test is performed at the base calibration temperature with no load prior to the test.

### 3.4 Mechanical and Electrical life

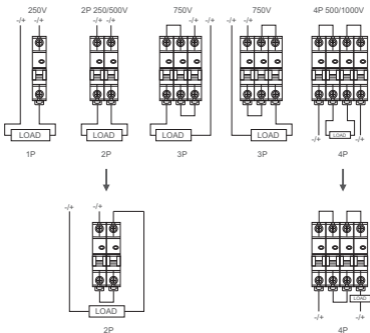
Electrical life: 300 times

Mechanical life: **20000** times

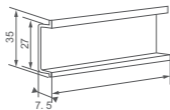
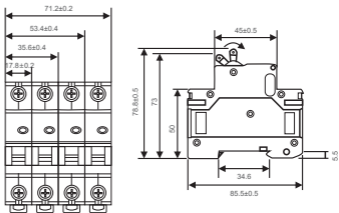
Table 3. Cross sectional area of copper conductor corresponding to rated current

In/A	≤6A	≤10A	≤20A	≤25A	≤32A	≤50A	≤63A
S/mm <sup>2</sup>	1	1.5	2.5	4	6	10	16

### 4. Wiring diagram



## 5. Overall and mounting dimensions(mm)





# CERTIFICATE

Product Model: YCB8-63PVn series

Standard: IEC 60947-2

Inspector: CNC006

Production date: Printed on the product  
or package.

This product is qualified according  
to the delivery inspection

**CNC ELECTRIC**

Tel: 0086-577-61989999 Fax: 0086-577-61891122

www.cncele.com E-mail: cncele@cncele.com

**CNC**

YCB8-63PVn series

